



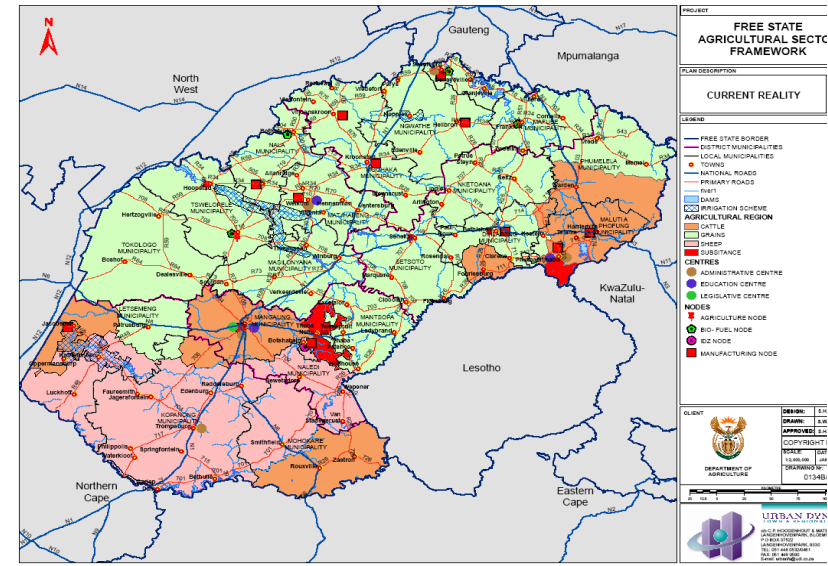
AGRICULTURAL LAND AND
PROJECTS/PROGRAMME/SUPPORT PROFILE

FEZILE DABI



Table 3: Agricultural production in the Free State

| Commodity | Production (tons) | Contribution to total RSA production (%) | Main areas |
|------------|-------------------|--|----------------------------------|
| Maize | 3 336 500 | 36 | DC 18, DC 19, DC 20 |
| Wheat | 445 000 | 32 | DC 16, DC 19 |
| Sorghum | 126 050 | 57 | DC 17, DC20 |
| Potatoes | 462 990 | 33 | DC 19, DC 16 |
| Sunflower | 330 500 | 51 | DC 18, DC 19, DC 20 |
| Red meat | 144 918 | 18 | DC 16, DC 17, DC 18, DC 19, DC20 |
| Vegetables | 124 980 | 6 | DC 16, DC 17, DC 18 |
| Dry beans | 15 700 | 26 | DC 19 |
| Fruits | 23 000 | 4 | DC 19 |
| Peanuts | 11 664 | 38 | DC 16, DC 18, DC 20 |
| Wool | | 24 | DC 16, DC 17, DC 19 |
| Dairy | | 18 | DC 18, DC 20, DC 19 |



Source: Agro-Industry Hub Development Framework 2007 (FSDA)

Map 2 clearly indicates how widespread agricultural activities are in the province.





Table 4: Summary of Regional Thrusts and Opportunities

| DISTRICT MUNICIPALITY | CORRIDOR | FOCUS AREA | TARGETED GROUP | COMMODITY TYPE | OPPORTUNITIES |
|----------------------------|----------|--|---|--|---|
| Fezile Dabi (Partly Rural) | N1, N3 | Sasolburg, Parys, Koonstad, Heilbron, Viljoenskroon, Frankfort, Villiers | Susistance, Smallholder and Commercial farmers Farm dwellers | <ul style="list-style-type: none"> ➤ Maize, Sunflower, Sorghum, ➤ Large & Small Stock, (Poultry) ➤ Game | Hydroponics, Grain Industry, Livestock Feed Processing plant, Tannery, and Market Infrastructure Development. |

3 PROJECTS ANALYSIS AND LAND INVENTORY SUMMARY

Table 5: Projects analysis and land inventory summary report.

| Description | FEZILE DABI |
|-------------------------------|-------------|
| Number of projects | 59 |
| Number of projects: Inventory | 59 |
| Grains | 5 |
| Vegetables | 7 |
| Beef Cattle | 32 |
| Small Livestock | 3 |
| Pigs | 2 |
| Poultry | 15 |
| Other | 1 |
| No. of successful projects | 49 |



| | |
|---|--|
| No. of struggling projects | 10 |
| Total budget spend/allocated | R 35,021,502 |
| Total project hectares | 11081.51 |
| No of projects that can be irrigated | 2 |
| Private | 31 |
| LRAD | 14 |
| Commonage/Communal | 13 |
| General reasons for struggling | Major causes for struggling projects are due to theft, particularly in projects adjacent to townships, contractors failing to deliver as specified and poor planning while lack of knowledge, conflict and poor management also contributed. |
| General reasons for success | Reasons for success are mainly due to the commitment of beneficiaries, especially those that have contributed financially, as well as increased production capacity created through the development of production infrastructure and facilities. |



4 IMPLEMENTATION PLAN

The main approach to delivery taken by the department is municipality based and project based service delivery approach where all agricultural activities are taking place. As part of economic rejuvenation and reform, agricultural production programmes have been put in place for the advancement of economic stability and food security to rural, semi-urban and other communities under Mohoma Mobung strategy. The approach is developmental and guided by agricultural potential and development needs. The province seeks to combine equitable share allocation, public and private sector institutions to develop the identified beneficiaries that occupy land with the inherent potential. All five districts have conducted projects analysis and land inventories from their respective districts during October and November 2011 period.

5 CONCLUSIONS AND RECOMMENDATIONS

The report has provided the base for the planning and the implementation of Mohoma Mobung 2012-2016 Strategy in the province. The figures and the tables in this chapter are the base for planning and implementation process with particular emphasis on the projects analysis and land inventory report.

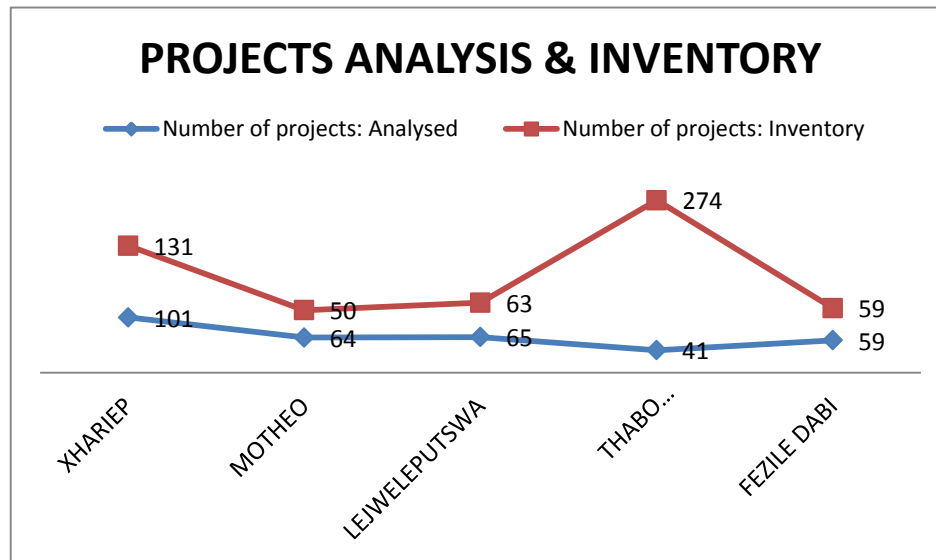


Figure 1: Projects analysis and Land inventory.

Eventhough Fezile Dabi managed to analyse and conduct inventory 59 projects.

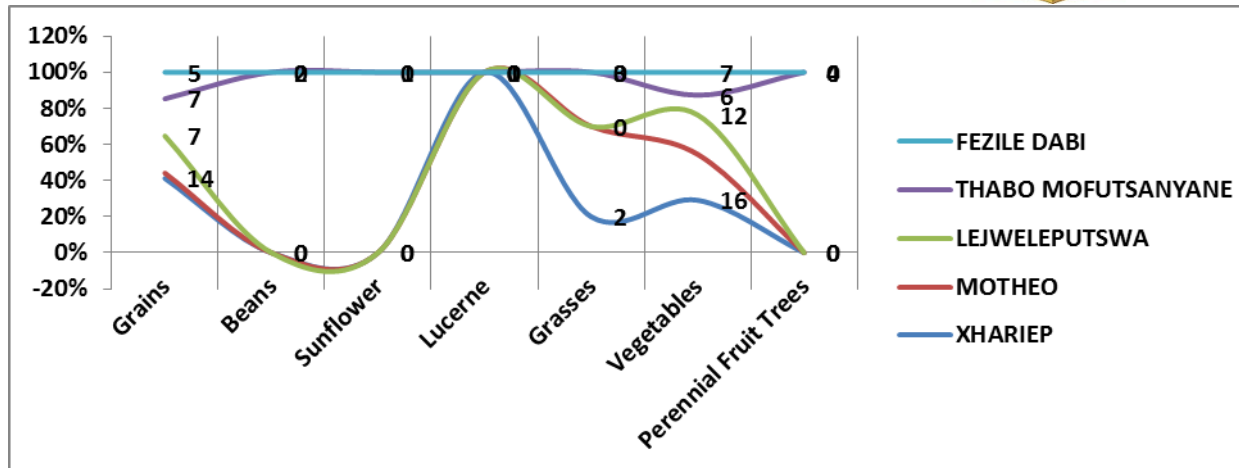


Figure 2: Depicts the distribution of Field Crops.

Out of thirty four (34) grain projects, registered Fezile Dabi have supported five (5) projects.

FEZILE

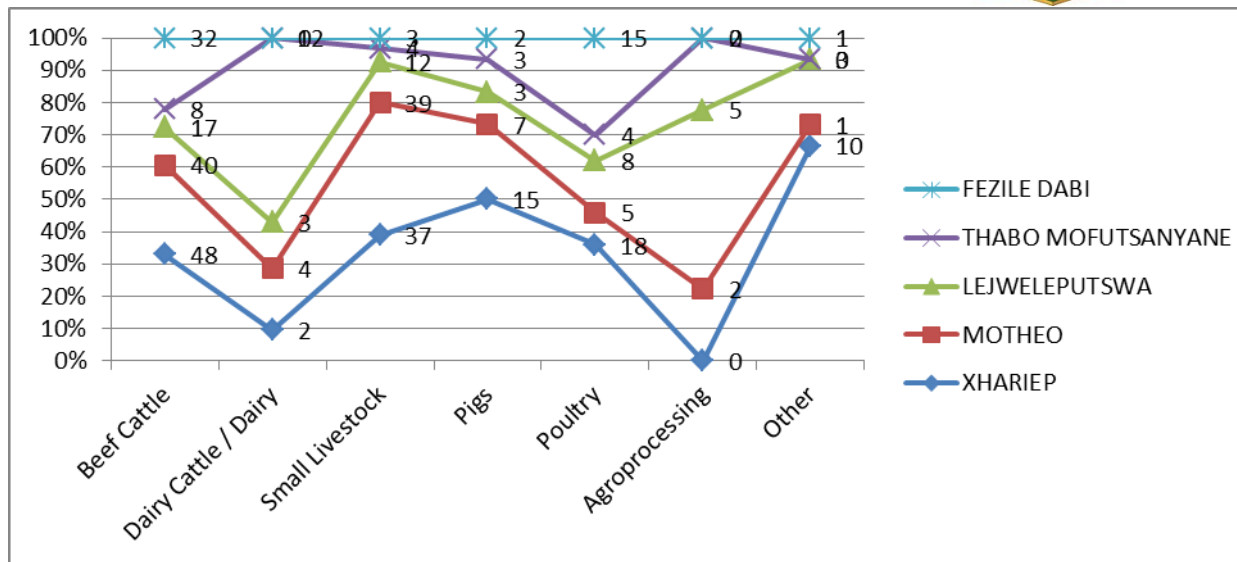


Figure 3: Depicts the distribution of livestock projects in the province.

Out of 145 beef projects, registered Fezile Dabi has registered 32 projects. Thabo Mofutsanyane has initiated more Dairy projects (12).

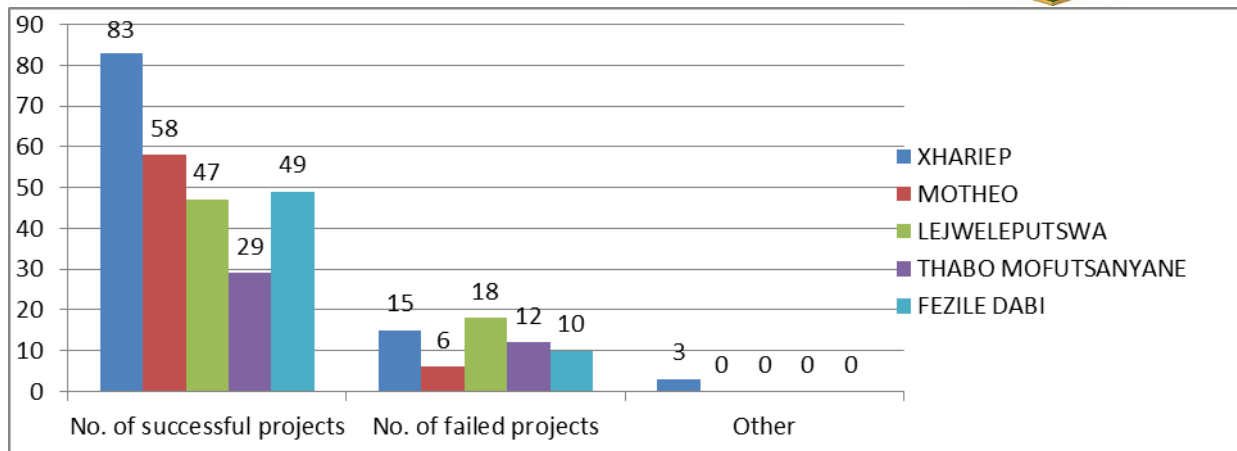


Figure 4: Depicts the number of successful and failed projects.

According to figure 4 above out of 101 projects analysed in Fezile Dabi forty nine (49) projects are successful, while 10 projects are reported to be less successful.



Table 6: Below indicates the total budget spent and the hectares of land utilized for agricultural development.

| Description | FEZILE DABI | FREE STATE PROVINCE |
|------------------------------|--------------|---------------------|
| Total budget spend/allocated | R 35,021,502 | R 295,405,432 |
| Total project hectares | 11081.51 | 198325.65 |
| Ha's that can be irrigated | 2 | 1522.61 |
| Private | 31 | 151 |
| LRAD | 14 | 241 |
| PLAS | - | 31 |
| Restitution | - | 10 |
| FALA | - | 4 |
| Commonage/Communal | 13 | 92 |
| Leased | - | 9 |
| School | - | 4 |
| Other | - | 4 |
| State land | - | 14 |

**REFERENCE:**

- 1 MOHOMA MOBUNG "AGRICULTURE AND RURAL DEVELOPMENT FRAMEWORK 2011-2016 FOR THE DEVELOPMENT OF A MEGA BEE PRODUCTION INDUSTRY AND RELEVANT VALUE CHAIN ENTERPRISES IN THE FREE STATE PROVINCE (THE DOCUMENTS IS HEREIN ATTACHED AS ANNEXURE "A").
- 2 FREE STATE AGRICULTURAL SECTOR FRAMEWORK: 2007-2014.
- 3 A STUDY TO INVESTIGATE OPPORTUNITIES FOR VALUE-ADD AGRICULTURE IN THE FREE STATE PROVINCE – APRIL 2009.
- 4 AGRICULTURAL MARKETING STRATEGY AND IMPLEMENTATION PLAN (2009/10-2013/14).
- 5 FIRST CYCLE IRRIGATION SUITABILITY REPORT OF THE 3000 HA OF WATER RIGHTS PROJECTS-SEPTEMBER 2009.
- 6 AQUACULTURE DEVELOPMENT ZONE (ADZ) IN THE FREE STATE REPORT.
- 7 POLICY ON IMPLEMENTATION OF PROJECTS FUNDED BY THE FREE STATE PROVINCIAL DEPARTMENT OF AGRICULTURE-FEBRUARY 2010.
- 8 DISTRICT SUSTAINABILITY AGRICULTURE RENEWABLE ENERGY AUDIT-JANUARY 2009.
- 9 AGRICULTURAL LAND PROFILE FOR PROPER PLANNING AND IMPLEMENTATION IN THE FREE STATE PROVINCE-REPORT.
- 10 PROVINCIAL COMMONAGE POLICY, STRATEGY AND MECHANISIM-2007